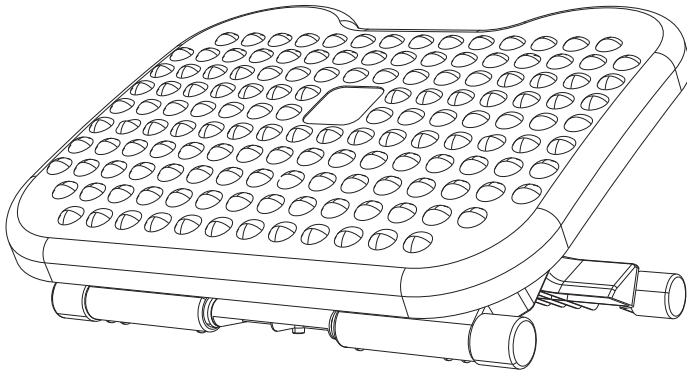


HUANUO

Foot Rest Instruction Manual

Rev01(A)



Model: HNFR3

Thank you for choosing this HUANUO product! At HUANUO we strive to provide you with the best quality products and services in the industry. Should you have any issues, please don't hesitate to contact us.

Technical Support:

(US / CA) 1-800-556-0533 Mon-Fri 8am - 8pm (CST)

(UK) 44-808-196-3874 Mon-Fri 2pm - 10pm (UTC)

Other Info:

support@huanuoav.com

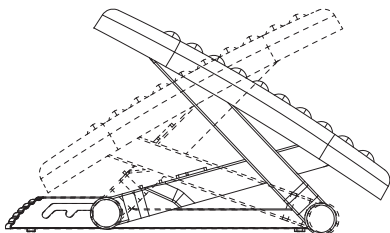
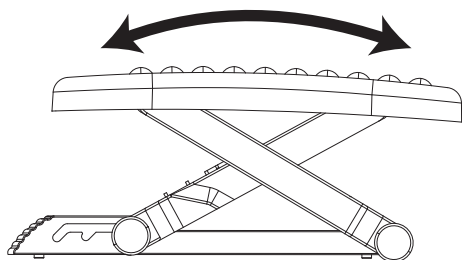
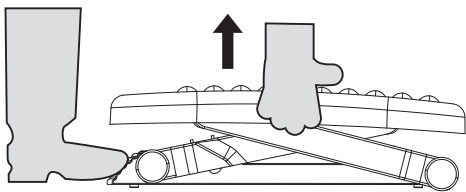
[Website: www.huanuoav.com](http://www.huanuoav.com)

EC	REP	AMZLAB GmbH Laubenhof 23,45326 Essen info@amz-lab.de
----	-----	---

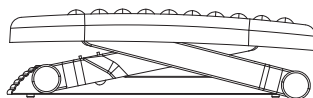
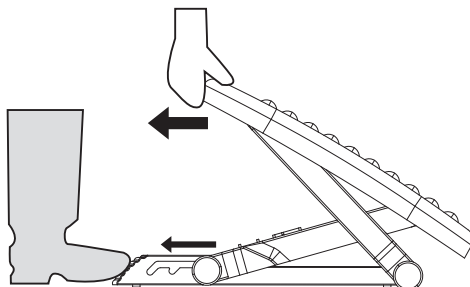
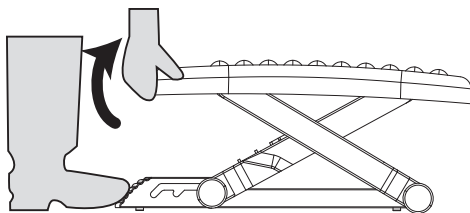
UK	REP	THEMIS AR support Ltd. 85 Great Portland St, London, United Kingdom. info@amz-lab.de
----	-----	---

Manufacturer: BESTQI INNOVATION (HONG KONG) TECHNOLOGY CO., LIMITED
Address: FLAT/RM 185 G/F HANG WAI IND CENTRE 6 KIN TAI ST TUEN MUN NT





- ▲ Grasp both sides and lift to raise.
EN
- ▲ Fabian Bin: Zum Anheben beide Seiten fassen und anheben.
DE
- ▲ Pour augmenter la portée des deux côtés et soulever.
FR
- ▲ Para levantarlo: Agarre ambos lados y haga la inclinación.
ES
- ▲ Per sollevare, afferrare entrambi i lati e sollevare.
IT
- ▲ Pak beide zijkanten vast en til op om op te tillen.
NL
- ▲ Chwyć za obie strony i pociągnij do góry, aby podnieść.
PL
- ▲ Greppa båda sidorna och lyft för att höja.
SE



- ▲ Grab the front and tilt back to release to lower it.
EN
- ▲ Fabian Bin: Zum Absenken den vorderen Griff nach hinten kippen zu lösen.
DE
- ▲ Pour abaisser le devant de la portée, incliner vers l'arrière pour libérer.
FR
- ▲ Para más bajo: Agarre el frente e incline hacia atrás a liberarlo.
ES
- ▲ Per abbassare, afferrare l'inclinazione anteriore indietro per rilasciare.
IT
- ▲ Pak de voorkant vast en kantel deze naar achteren om hem te laten zakken.
NL
- ▲ Chwyć za przód i przechyl do tyłu, aby zwolnić i obniżyć.
PL
- ▲ Ta tag i framsidan och luta bak för att frigöra för att sänka den.
SE